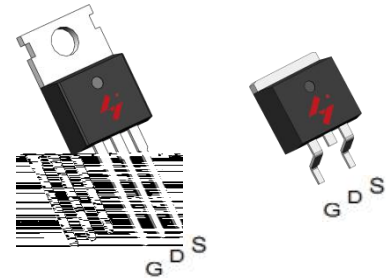




Feature

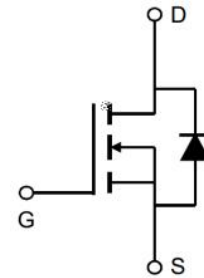
-
-
-
-

Pin Description




Applications

-
-



Ordering and Marking Information

	
---	--

Absolute Maximum Ratings

Symbol	Parameter	Rating	Unit
Common Ratings			
Mounted on Large Heat Sink			
θ			
θ			

Electrical Characteristics

Symbol	Parameter	Test Conditions	HYG065N15NS1			Unit
			Min	Typ.	Max	

Static Characteristics

Diode Characteristics



HYG065N15NS1P/B



Electrical Characteristics (Cont.)

Symbol	Parameter	Test Conditions	HYG065N15NS1			Unit
			Min	Typ.	Max	
Dynamic Characteristics						
Gate Charge Characteristics						

Typical Operating Characteristics

Figure 1: Power Dissipation

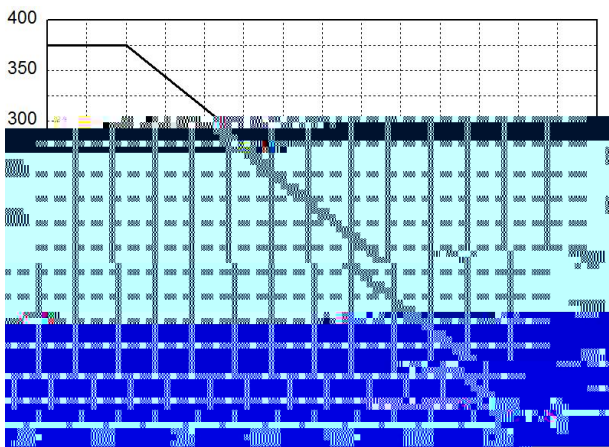


Figure 2: Drain Current




Figure 3: Safe Operation Area

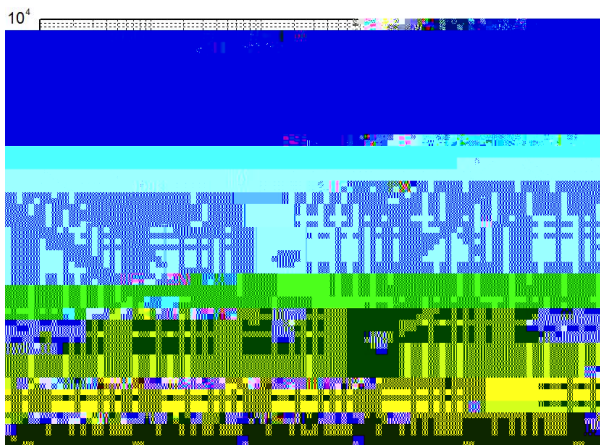


Figure 4: Thermal Transient Impedance

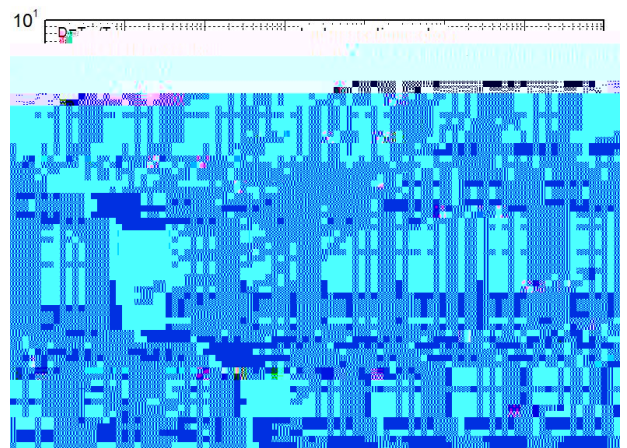


Figure 5: Output Characteristics

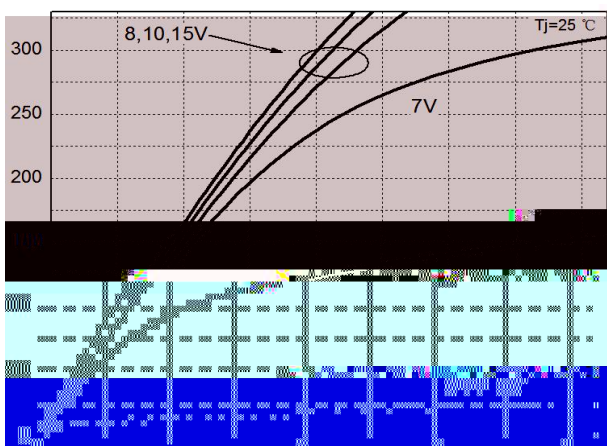



Figure 6: Drain-Source On Resistance



Typical Operating Characteristics(Cont.)

Figure 7: On-Resistance vs. Temperature




Figure 8: Source-Drain Diode Forward

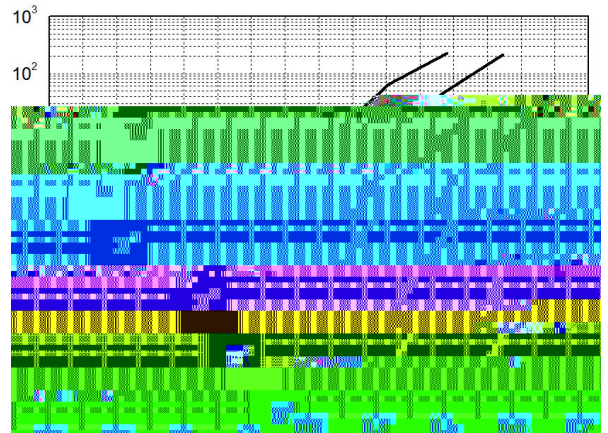


Figure 9: Capacitance Characteristics



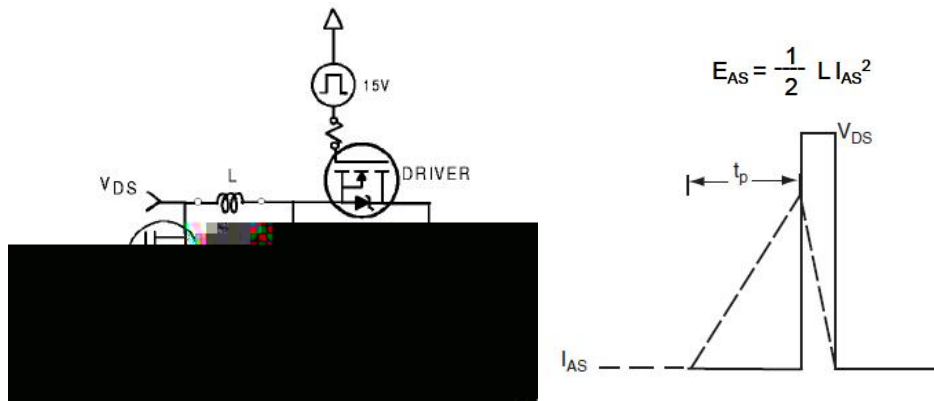


Figure 10: Gate Charge Characteristics



Avalanche Test Circuit



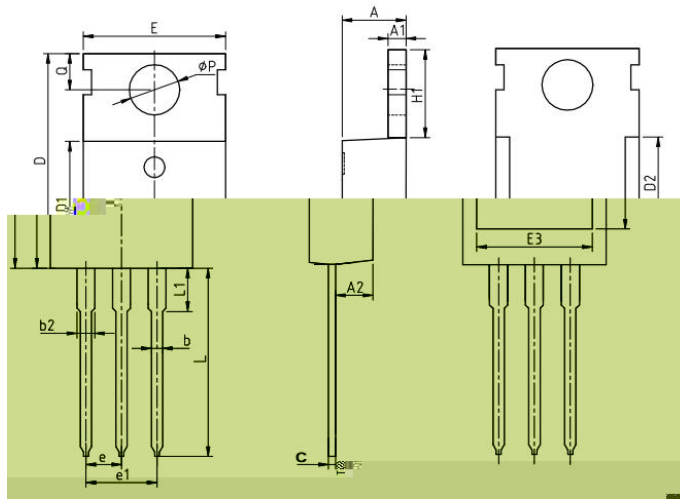
HYG065N15NS1P/B

Device Per Unit

Package Type	Unit	Quantity

Package Information

TO-220FB-3L



HYG065N15NS1P/B



Package Thickness	Volume mm <350	Volume mm 350

Package Thickness	Volume mm <350	Volume mm 350-2000	Volume mm 2000

Reliability Test Program

Test item	Method	Description

Customer Service
